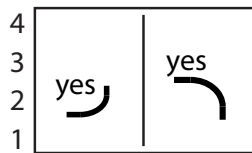


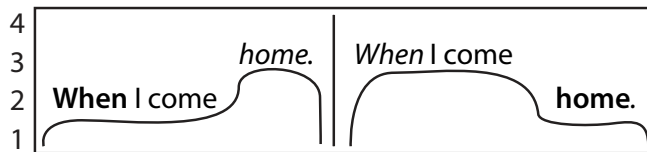
The Eight Basic Word Patterns

In North American English (NAE), there are eight primary word patterns for intonation. These patterns cover most English words of one to four syllables. Certainly, there are many words with more syllables. However, these are usually some variation on the eight basic patterns.

In real conversation, if a speaker is simply conveying information, he usually uses a *falling intonation curve*. That is, there may be pitch changes in the message, but the speaker’s voice will fall at the very end. The same goes for single words. Sometimes, however, we convey politeness or interest in continuing conversation by using a *slightly rising intonation curve*. That is, the very end of the message or word will be said on a slightly higher pitch. Look at the following word comparisons:



Now look at two versions of a longer message:



Download
 Eight Basic Word Patterns
 and Your Key Words
[https://www.LDSassoc.com/
 3604-bonus-downloads/](https://www.LDSassoc.com/3604-bonus-downloads/)



















Copy me!

Note

*Bold print (e.g., **home** in the illustration here) indicates secondary stress in a message. More information will be presented on this in later chapters.*

Key Words

Identify your best word for each pattern. Write Your Key Words in the space below each pattern symbol. Once you identify your “best” examples, transfer them to the Eight Basic Key Word boxes scattered through this chapter.

 Pattern I	 Pattern II	 Pattern III	 Pattern IV
Your Key Word 	Your Key Word 	Your Key Word 	Your Key Word 
 Pattern V	 Pattern VI	 Pattern VII	 Pattern VIII
Your Key Word 	Your Key Word 	Your Key Word 	Your Key Word 